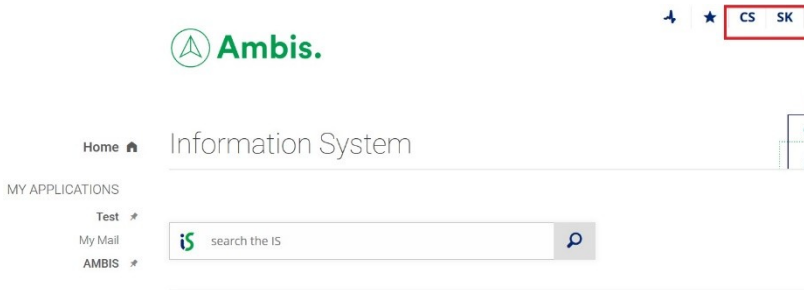
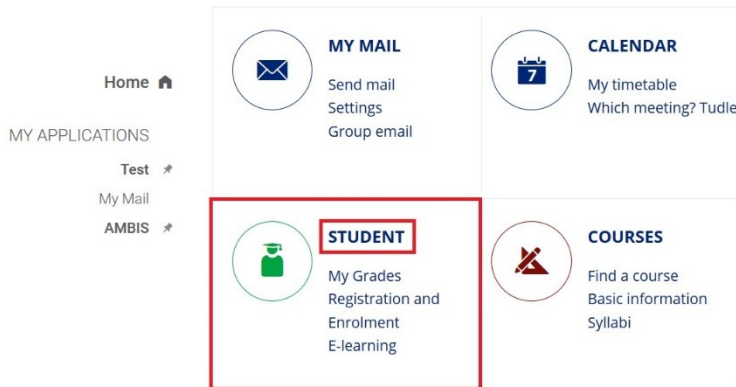


# IS and the Student app

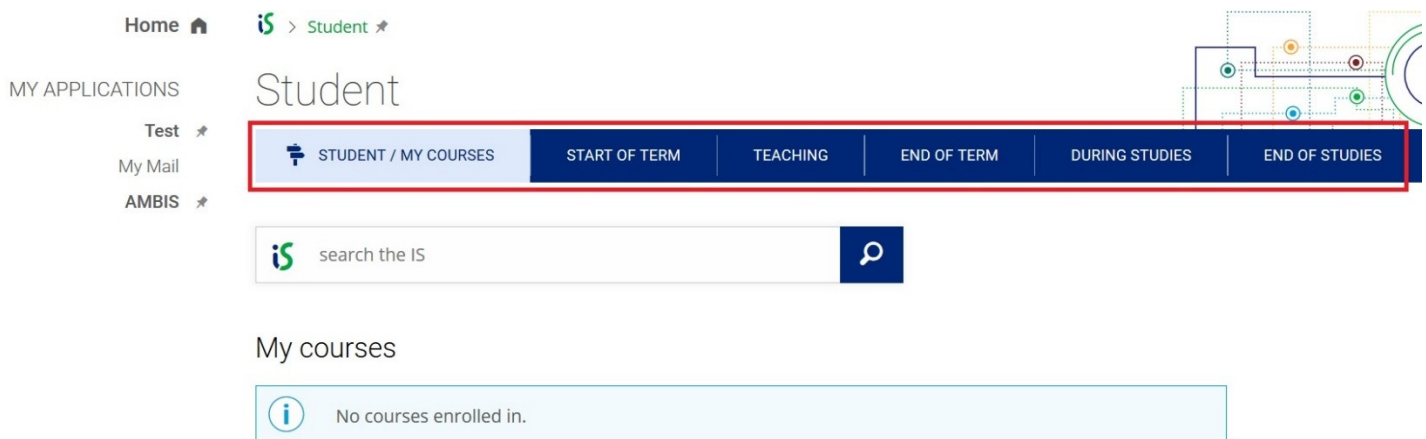
\* Change the **language to English** in the upper right corner



\* Look for the **Student** app



\* In this app you will find most of the things you might need (related to your studies)



\* For example, your **Timetable**:

The screenshot shows the top navigation bar with tabs: STUDENT / MY COURSES, START OF TERM, TEACHING, END OF TERM, DURING STUDIES, and END OF STUDIES. Below are four content cards:

- E-learning**: Study Materials, ROPOT (Revision, Opinion Poll and Testing), Discussion forums - courses
- Notebooks**: Information from notebooks, Notebook score statistics
- Online Lessons**: Scheduled online lessons
- Other**: Timetable (highlighted with a red box), When am I excused?

\* Always **check** if you are in the **right semester**

The screenshot shows the Ambis logo and user information: Mgr. Test2 Testovaci2, učo 4856. The course is AMBIS B-BEM BPRABEMP [sem 1, year 1]. A dropdown menu is open, showing the selected semester 'winter 2022' (highlighted with a red box) and other options: summer 2023, winter 2022, summer 2022, winter 2021, summer 2021, winter 2020, and other terms. There is a checkbox for 'remember the selection'.

\* In this section you can find **Study materials** or **ROPOT** which you might use if you do some exams through this system

The screenshot shows the same interface as above, but with red boxes highlighting the 'Study Materials' and 'ROPOT (Revision, Opinion Poll and Testing)' links in the E-learning card.

\* At the end of semester you will use the **End of term** section for signing up for the exam dates or checking your grades

Student



STUDENT / MY COURSES    START OF TERM    TEACHING    **END OF TERM**    DURING STUDIES    END OF STUDIES

  
**Grades obtained**

  
**Examination Dates**

  
**Course Opinion Poll**  
Results: summer 2022 | winter 2021